

Imię i nazwisko \_\_\_\_\_


Klasa \_\_\_\_\_

# SŁUCHANIE


**1** 2) Posłuchaj, znajdź i pokoloruj.



EXAMPLE



1



2

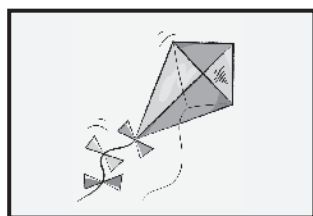


3


3

**2** 3) Posłuchaj, popatrz i połącz.

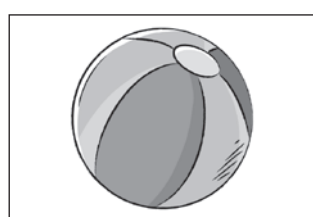
EXAMPLE



1



2



3




4




A




B




C



D




4

**3**  **Posłuchaj i zaznacz ✓ lub X.**


EXAMPLE a




b



1 a



b




2 a




b



3 a



b




3

# CZYTANIE

## 4 Przeczytaj i pokoloruj.

EXAMPLE black eyes

- 1 green legs
- 2 orange ears
- 3 blue tummy
- 4 red arms




	4
--	---

## 5 Policz i zakreśl.

EXAMPLE ten apples / two apples

- 1 four bananas / seven bananas
- 2 three tomatoes / five tomatoes
- 3 six carrots / nine carrots



	3
--	---

## 6 Popatrz, przeczytaj i połącz.

EXAMPLE



My sister is

1 My mum is

2 The baby is

3 My family is

\_\_\_\_\_ . \_\_\_\_\_ . \_\_\_\_\_ . \_\_\_\_\_ .

sleepy

sad

angry

happy

	3
--	---

**7** Popatrz, przeczytaj i zaznacz (✓).

I've got...

EXAMPLE a  a school bag b  a pencil case

1 a  crayons b  pens

2 a  a glue stick b  a book

3 a  scissors b  a rubber

4 a  a ruler b  a pen



4

**8** Popatrz, przeczytaj i połącz.

I read.

I sing.

I dance.

I jump.

EXAMPLE



1

2

3

3

**9** Przeczytaj i zaznacz (✓).

a

b

a

b



EXAMPLE This is a monster.

1 This is a Christmas tree.

a

b

a

b



2 This is my grandpa.

3 This is a big house.

3